

seit über  
**25** Jahren

DIAMANTWERKZEUGE UND  MASCHINEN

**INDIAM**



## ***Product & Price List*** ***valid from 09/2023***

***INDIAM Diamantwerkzeuge GmbH***

***Karl-Kuhn-Str. 14***

***D- 55543 Bad Kreuznach***

***Phone: + 49[0]671/75050***


***Fax: +49[0]671/75040***

***e-mail: [info@indiam-diamantwerkzeuge.de](mailto:info@indiam-diamantwerkzeuge.de)***

***[www.indiam-diamantwerkzeuge.de](http://www.indiam-diamantwerkzeuge.de)***

***© by INDIAM Diamantwerkzeuge GmbH***

***Your global solution supplier***



We offer an extensive range  
Diamond tools and machines for the  
professional usage.  
If you have any further questions,  
please don't hesitate to contact us!



+49 (0) 671-75050



+49 (0) 671-75040



info@indiam.de

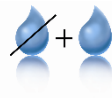


www.indiam.de

	<b>table of contents</b>	<b>catalog page</b>
	<b>diamond tools for</b>	
<b>I</b>	floor saw / motor grinder asphalt	<b>4 – 7</b>
	floor saw / motor grinder concrete, granite, natural stone, clinker etc.	<b>8 – 13</b>
	floor saw / motor grinder green concrete	<b>14</b>
	concrete milling tool	<b>15</b>
	asphalt milling tool	<b>7</b>
	concrete milling tool 90°	<b>16; 33</b>
	Joint cleaning brush	<b>26</b>
	Partnerring / Root-Cut	<b>25; 26</b>
<b>II</b>	table saw	<b>8 - 12; 21 - 24</b>
<b>III</b>	large masonry saw	<b>17</b>
	construction circular saw	<b>26</b>
<b>IV</b>	angle grinder	<b>18 – 23</b>
	Anfaser for plastic pipes	<b>23</b>
	cup grinder	<b>27 - 32</b>
	cup grinder special	<b>35 - 38</b>
	V-milling tool 45° + 90°	<b>33</b>
	masonry milling tool	<b>33</b>
	Joint and crack cutter / chamfer cutter 45° on one side	<b>33 - 34</b>
	grinding plate / grinding pad	<b>38 – 48</b>
<b>V</b>	natural stone working	<b>24</b>
<b>VI</b>	wall saw/ elektric floor saw	<b>8 – 12; 25</b>
<b>VII</b>	segments for corbits	<b>51</b>
	corebits	<b>52 – 57</b>
	corebits dry drilling system	<b>57</b>
	corebits ring sintered	<b>58</b>
	tile drill bit	<b>59</b>
	socket corebits	<b>60</b>
	essential for drilling	<b>61</b>
	dust extraction / extension	<b>62</b>
<b>VIII</b>	legend	<b>63</b>

**[DIAMOND SAWBLADE BASIC ASPHALT LASER]**   
*with patented forging 11 mm segment*


- Application: Asphalt, abrasive materials
- Machines: max. 15 KW
- Above-average life



Ø MM	BORE MM	SEGMENT DIMENSION MM	SEGMENT PICES	STEEL CENTER WIDTH MM	PRICE €
300	20/22,2/25,4	40 x 3,2 x 10	18	1,8	
350	20/25,4	40 x 3,2 x 10	21	2,2	
400	25,4	40 x 3,4 x 10	24	2,2	
450	25,4	40 x 3,6 x 10	25	2,5	
500	25,4	40 x 3,8 x 11	30	2,5	
600	25,4	40 x 4,2 x 11	35	3,0	

**[DIAMOND SAWBLADE ASPHALT-LASER E 10]**   
*with patented forging 11 mm segment Ø300 to 600 mm*

- Application: Asphalt, abrasive materials, green concrete
- Machines: max. 30 KW
- Long life



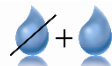
Ø MM	BORE MM	SEGMENT DIMENSION MM	SEGMENT PICES	STEEL CENTER WIDTH MM	PRICE €
300	20/22,2/25,4	40 x 2,8 x 11	18	1,8	
350	20/25,4	40 x 3,0 x 11	21	2,2	
400	20/25,4	40 x 3,2 x 11	24	2,2	
450	25,4	40 x 3,6 x 11	25	2,2	
500	25,4	40 x 3,6 x 11	30	2,5	
600	25,4	40 x 3,6 x 11	35	2,8	
650	25,4	40 x 4,2 x 10	42	3,0	
700	25,4	40 x 4,6 x 10	45	3,5	
750	25,4	40 x 4,6 x 10	45	3,5	
800	25,4	40 x 4,8 x 10	52	3,5	
900	25,4	40 x 5,0 x 10	56	3,5	

OTHER HOLES WITH A SURCHARGE. <sup>1</sup>

<sup>1</sup> price in EURO per piece, ex warehouse. Our general conditions are valid.

**[DIAMOND SAWBLADE ASPHALT-LASER S13]**   
*with patented forging 13 mm segment*

- Application: Asphalt, abrasive materials, green concrete
- Machines: max. 20 KW
- Long life



Ø MM	BORE MM	SEGMENT DIMENSION MM	SEGMENT PICES	STEEL CENTER WIDTH MM	PRICE €
300	20/22,2/25,4	40 x 2,8 x 13	18	1,8	
350	20/25,4	40 x 3,2 x 13	21	2,2	
400	25,4	40 x 3,2 x 13	24	2,2	
450	25,4	40 x 3,6 x 13	25	2,5	
500	25,4	40 x 3,6 x 13	30	2,5	
600	25,4	40 x 4,0 x 13	35	3,0	

**[DIAMOND SAWBLADE ASPHALT-PROFESSIONAL ASS]** 

- Application: Asphalt, abrasive materials
- Machines: 15 - 45 KW (approve for powerful floor saw)
- Very long life



Ø MM	BORE MM	SEGMENT DIMENSION MM	STEEL CENTER WIDTH MM	SLANT SEGMENT PICES	PRICE €
600	25,4/35	40 x 4,0 x 10	2,8	35/3	
700	25,4/35	40 x 4,6 x 10	3,5	40/5	
750	25,4/35	40 x 4,6 x 10	3,5	42/5	
800	25,4/35	40 x 4,6 x 10	3,5	45/5	
900	25,4/35	40 x 4,6 x 10	3,5	46/5	
1000	25,4/35	40 x 4,6 x 10	3,5	56/5	
1200	25,4/35	40 x 4,6 x 10	3,5	68/8	

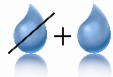
OTHER HOLES WITH A SURCHARGE. <sup>1</sup>

<sup>1</sup> price in EURO per piece, ex warehouse. Our general conditions are valid.

**[DIAMOND SAWBLADE SUPRA-ASPHALT S (H)]**



- *Application: Asphalt, abrasive materials*
- *Machines: <40 – 90 KW (approve for powerful floor saw)*
- *Very long life*



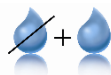
<b>Ø MM</b>	<b>SEGMENT DIMENSION MM</b>	<b>STEEL CENTER WIDTH MM</b>	<b>SLANT SEGMENT PIECES</b>	<b>PRICE €</b>
<b>350</b>	40 x 4,5 x 12		24	
<b>600</b>	40 x 3,6 (4,0, 4,6,4,8) x 12		40	
<b>650</b>	40 x 4,8 x 12		35	
<b>700</b>	40 x 3,6 (4,8) x 12		46	
<b>800</b>	40 x 4,8 x 12		52	
<b>900</b>	40 x 4,8 x 12		60	
<b>1000</b>	40 x 4,8 x 12		68	
<b>1200</b>	40 x 4,8x 12		78	

**OTHER HOLES WITH A SURCHARGE. <sup>1</sup>**

<sup>1</sup> price in EURO per piece, ex warehouse. Our general conditions are valid.

**[ASPHALT MILLING TOOL PREMIUM]** 

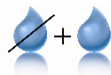
- Application: Asphalt, abrasive materials, green concrete
- Machines: 4 – 15 KW
- Long life



BREITE MM	SEGMENT HEIGHT MM	Ø 300 PRICE €	Ø 350 PRICE €
6,0	7,0		
8,0	7,0/10		
10,0	7,0/10		
12,0	7,0/10		
15,0	7,0		

**[ASPHALT MILLING TOOL PROFESSIONAL]** 

- Application: for making expansion joints in asphalt
- Machines: 10 - 35 KW
- Very long life
- Laser welded to 12mm segment width



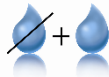
WEIDTH MM	SEGMENT HEIGHT MM	Ø 300 PRICE €	Ø 350 PRICE €	Ø 400 PRICE €
6,0	10,0			
8,0	10,0			
10,0	10,0			
12,0	10,0			
15,0	10,0			
20,0	10,0			

**OTHER HOLES WITH A SURCHARGE. <sup>1</sup>**

<sup>1</sup> price in EURO per piece, ex warehouse. Our general conditions are valid.

[DIAMOND SAWBLADE TURBO-LASER E10] 

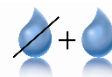
- Application: Concrete (also reinforced), natural stone, general building materials
- Machines: 2 – 10 KW
- Above-average life, fast cut



Ø MM	BORE MM	SEGMENT DIMENSION MM	SEGMENT PICES	PRICE €
300	20/22,2/25,4	40 x 2,8 x 10	22	
350	20/25,4	40 x 3,0 x 10	24	
400	25,4	40 x 3,2 x 10	28	
450	25,4	40 x 3,6 x 10	32	
500	25,4	40 x 3,6 x 10	40	

[DIAMOND SAWBLADE BASIC] 

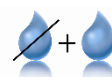
- Application: Concrete (also reinforced), general building materials
- Machines: 2 - 15 KW
- Above-average life, fast cut



Ø MM	BORE MM	SEGMENT DIMENSION MM	SEGMENT PICES	STEEL CENTER WIDTH MM	PRICE €
300	20/22,2/25,4	40 x 2,8 x 11	21	1,8	
350	20/25,4	40 x 3,0 x 11	24	2,2	
400	25,4	40 x 3,2 x 11	26	2,2	
450	25,4	40 x 4,0 x 11	25	2,5	
500	25,4	40 x 4,0 x 11	30	2,5	
600	25,4/35	40 x 4,0 x 11	36	3,0	
650	25,4/35	40 x 4,0 x 11	36	2,8	
700	25,4/35	40 x 4,6 x 11	40	3,5	
800	25,4/35	40 x 4,6 x 11	45	3,5	
900	25,4/35	40 x 4,6 x 11	52	3,5	
1000	25,4/35	40 x 4,6 x 11	52	3,5	

[DIAMOND SAWBLADE TURBO-G 15] 

- Application: Concrete, concrete products, clinker etc.
- Machines: 2 – 7 KW
- Above-average life
- Direct sintered










Ø MM	BORE MM	SEGMENT DIMENSION MM	SEGMENT PICES	PRICE €
350	20/25,4	40 x 3,4 x 15	24	



**[DIAMOND SAWBLADE TURBO-LASER S10]** 

- Application: Concrete (also reinforced), clinker, granite etc.
- Machines: 2 – 15 KW
- Above-average life, very fast cut
















Ø MM	BORE MM	SEGMENT DIMENSION MM	SEGMENT PICES	PRICE €
300	20/22,2/25,4	40 x 2,8 x 10	22	
350	20/25,4	40 x 3,2 x 10	24	
400	20/25,4	40 x 3,2 x 10	28	
450	25,4	40 x 3,4 x 10	32	
500	25,4	40 x 3,6 x 10	40	
600	25,4	40 x 4,2 x 10	42	
700	25,4	40 x 4,8 x 10	42	
800	25,4	40 x 4,8 x 10	52	
900	25,4	40 x 4,8 x 10	60	
1000	60/35/25,4	40 x 4,8 x 10	60	

**[DIAMOND SAWBLADE PREMIUM CONCRETE MULTIDRIVE]**   
*with patented forging segment*

Application: Concrete (also reinforced), granite, natural stone to Ø400

- Machines: 2 - 35 KW
- Long life, fast cut

Ø MM	BORE MM	SEGMENT DIMENSION MM	SEGMENT PICES	CONCRETE PREMIUM PRICE €
300	20/22,2/25,4	40 x 2,8 x 13	18	
350	20/25,4/30	40 x 3,0 x 13	21	
400	20/25,4	40 x 3,2 x 13	24	
450	25,4	40 x 3,6 x 17	25	
500	25,4	40 x 3,6 x 17	30	
600	25,4	40 x 3,6 x 17	34	
700	25,4	40 x 3,6 x 17	40	
750	25,4	40 x 3,6 x 17	42	
800	25,4	40 x 4,6 x 17	45	
900	25,4	40 x 4,6 x 17	52	
1000	25,4	40 x 4,6 x 17	58	


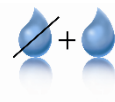
**OTHER HOLES WITH A SURCHARGE..<sup>1</sup>**

<sup>1</sup> price in EURO per piece, ex warehouse. Our general conditions are valid.

**[DIAMOND SAWBLADE MACRO-LASER S]** 

**Matrix-segment-technology with control-placed diamonds in the matrix**

- Application: Concrete (also reinforced), granite, hard natural stone
- Machines: 2 – 10 KW
- Very long life, fast cut


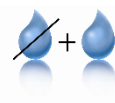


Ø MM	BORE MM	SEGMENT DIMENSION MM	SEGMENT PIECES TURBOSEGMENT	STEEL CENTER WIDTH MM	PRICE €
300	20/25,4/30	40 x 3,0 x 12	21	2,0	
350	20/25,4/30	40 x 3,2 x 12	24	2,2	
400	20/25,4/30	40 x 3,5 x 12	28	2,2	
450	25,4	40 x 3,8 x 12	32	2,5	
500	20/25,4/30	40 x 4,2 x 12	36	2,5	
600	25,4	40 x 4,2 x 12	43	2,5	

**[DIAMOND SAWBLADE CONCRETE PROFESSIONAL]** 

**with patented forging segment**

- Application: Concrete (also reinforced), concrete abrasive
- Machines: 2 – 20 KW
- Very long life




Ø MM	BORE MM	SEGMENT DIMENSION MM	SEGMENT PIECES	STEEL CENTER WIDTH MM	PRICE €
300	20/22,2/25,4	40 x 2,8 x 13	20	1,8	
350	20/25,4	40 x 3,0 x 13	24	2,2	
400	20/25,4	40 x 3,2 x 13	24	2,2	

OTHER HOLES WITH A SURCHARGE..<sup>1</sup>

**[DIAMOND SAWBLADE MASTERCUT TURBO]** 

**with patented forging 17 mm turbo segment**

- Super-professional quality
- Application: Concrete (also reinforced), granite abrasive etc.
- very long life, very fast cut, self-cooling, nearly vibration-free




Ø MM	BORE MM	SEGMENT DIMENSION MM	SEGMENT PIECES TURBO SEGMENT	STEEL CENTER WIDTH MM	PRICE €
300	20/22,2/25,4	40 x 2,8 x 17	19	2,0	
350	20/25,4/30	40 x 3,0 x 17	22	2,0	
400	20/25,4	40 x 3,2 x 17	26	2,2	

<sup>1</sup> price in EURO per piece, ex warehouse. Our general conditions are valid.

**[DIAMOND SAWBLADE COOLRUNNER]** 


- Application: Concrete, natural stone, clinker, clay tubes etc.
- Machines: 2 - 5 KW
- Above-average life, fast and exactly cut  
**Hole core with reinforced flange**



Ø MM	BORE MM	SEGMENT DIMENSION MM	STEEL CENTER WIDTH	PRICE €
300	20/25,4	3,0 x 12	Turbo	
350	20/25,4	3,0 x 12	Turbo	

**[DIAMOND SAWBLADE WHISPER-CUT]**   
*with patented forging 13 mm segment*

- Application: Concrete (also reinforced), clinker, granite etc.
- Machines: 2 – 7 KW
- Very fast cut, very long life
- **SILENCIO-core** (quiet section)



Ø MM	BORE MM	SEGMENT DIMENSION MM	SEGMENT PIECES	PRICE € SILENCIO-CORE
300	20/25,4/30	40 x 3,0 x 13	18	
350	20/25,4/30	40 x 3,0 x 13	21	
400	20/25,4/30	40 x 3,2 x 13	24	

OTHER HOLES WITH A SURCHARGE..<sup>1</sup>

**[DIAMOND SAWBLADE CLINKER SPECIAL]**   
*with patented forging 13 mm segment*

- Application: hard clinker
- Machines: 2 – 10 KW
- Very long life, very fast cut


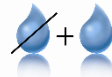


Ø MM	BORE MM	SEGMENT DIMENSION MM	SEGMENT PIECES	STEEL CENTER WIDTH MM	PRICE €
300	20/22,2/25,4	40 x 2,8 x 13	20	1,8	
350	20/25,4/30	40 x 3,0 x 13	24	2,2	

<sup>1</sup> price in EURO per piece, ex warehouse. Our general conditions are valid.

**[DIAMOND SAWBLADE ALLCUT]**   
**VACUUM COATING FOR WORKING THE TOUGHEST MATERIALS**

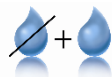
- *Application: Stones of all kinds, steel, plastic, GFK-pipe, ductile etc.*
- *Machines: 2 - 7 KW*
- *Long life, fast cut*



Ø MM	BORE MM	SEGMENT DIMENSION MM	SEGMENT PIECES	STEEL CENTER WIDTH MM	PRICE €
300	20/22,2/25,4	43 x 3,1 x 3	20	1,8	
350	20/25,4	43 x 3,1 x 3	24	2,2	
400	25,4	43 x 3,3 x 3	28	2,5	

**[DIAMOND SAWBLADE POWER-FE]** 

- *Application: Structural steel (max. 30mm thick), steel, iron, ductile etc.*
- *Long life*



Ø MM	BOHRUNG MM	SEGMENT ABMESSUNG MM	SEGMENT ANZAHL KURZZAHNTECHNIK	KERNSTÄRKE MM	PREIS €
350	20/25,4	40 x 2,8 x 10	24	1,8	
400	20/25,4	40 x 3,2 x 10	28	2,2	


**OTHER HOLES WITH A SURCHARGE. <sup>1</sup>**

<sup>1</sup> price in EURO per piece, ex warehouse. Our general conditions are valid.

**[DIAMOND SAWBLADE SUPRA-BETON S (H)]**



- Application: Cured concrete (also reinforced)
- Machines: <40 - 100 KW (approve for powerful floor saw)
- Extreme long life



Ø MM	SANDWICH SEGMENT DIMENSION MM	STEEL CENTER WIDTH MM	SEGMENT PIECES	PRICE €
600	40 x 3,6 (4,8) x 12		40	
700	40 x 3,6 (4,8) x 12		46	
800	40 x 4,8x 12		52	
900	40 x 4,8x 12		60	
1000	40 x 4,8x 12		68	
1200	40 x 4,8 x 12		78	

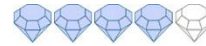
OTHER HOLES WITH A SURCHARGE. <sup>1</sup>

**HIGH PERFORMANCE DIAMOND SAWBLADE RECOMMENDED FOR SERVICE COMPANIES**

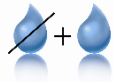
OTHER HOLES WITH A SURCHARGE. **1**

<sup>1</sup> price in EURO per piece, ex warehouse. Our general conditions are valid.

**[DIAMOND SAWBLADE FB-H – GREEN CONCRETE]**



- Application: Green concrete industrial- and hall floors
- Machines: <7,5 - 30 KW
- Long life

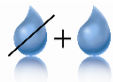


Ø MM	SEGMENT DIMENSION MM	STEEL CENTER WIDTH MM	SEGMENT PIECES	PRICE €
350	40 x 3,2 x 10	2,0	24	
400	40 x 3,2 x 10	2,2	28	
450	40 x 3,2 x 10	2,2	32	
500	40 x 3,6 x 10	2,5	36	
600	40 x 4,4 x 10	3,2	42	
800	40 x 4,8 x 10	3,5	52	

**[DIAMANT SAWBLADE FB-E – GREEN CONCRETE]**



- Application: Green concrete industrial- and hall floors
- Machines: <7,5 - 30 KW
- Very long life

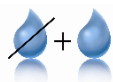


Ø MM	SEGMENT DIMENSION MM	STEEL CENTER WIDTH MM	SEGMENT PIECES	PRICE €
350	40 x 3,2 x 12	2,2	25/3	

**[DIAMOND SAWBLADE FB-A – GREEN CONCRETE]**



- Application: Green concrete
- Machines: <15 - 30 KW (approve for powerful floor saw)
- Extreme long life



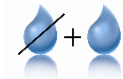
Ø MM	SEGMENT DIMENSION MM	STEEL CENTER WIDTH MM	SEGMENT PIECES	PRICE €
350	40 x 3,2 x 10,5	2,2	25/3	
400	40 x 3,2 x 10,5	2,5	28/4	
450	40 x 3,6 x 10,5	2,5	32/4	

OTHER HOLES WITH A SURCHARGE. <sup>1</sup>

<sup>1</sup> price in EURO per piece, ex warehouse. Our general conditions are valid.

[CONCRETE MILLING TOOL PREMIUM] 


- Application: Concrete
- Machines: 7,5 – 15 KW
- Long life



WEIDTH MM	SEGMENT HEIGHT MM	Ø 300 PRICE €	Ø 350 PRICE €
4,5	10		
6,0	7,0		
8,0	10		
10,0	7,0/10		
12,0	7,0/10		
15,0	7,0		
20,0	10,0		

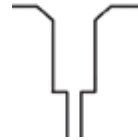
OTHER HOLES WITH A SURCHARGE. <sup>1</sup>

<sup>1</sup> price in EURO per piece, ex warehouse. Our general conditions are valid.

**[MILLING TOOL 90° (1 FEW)]** 

*High-Chamfering for 45 ° chamfers of joints in **asphalt or concrete**  
 Premium design for excellent durability by very close interaction, very clean joint edges*

- Application: chamfering kerf
- Machines: 11 – 50 KW



Ø / BORE MM	SEGMENT DIMENSION MM	CARRIER THICKNESS MM	SEGMENT PIECES	APPLICATION	PRICE €
280/25,4	24 x 9,5 x 25,4	7,5	2 x 25	asphalt/concrete	

**[MILLING TOOL 90° SLIM LINE (1 FEW)]** 

*High-Chamfering for 45 ° chamfers of joints in **asphalt or concrete**  
 Premium design for excellent durability by very close interaction, very clean joint edges*

- Slim line (narrow carrier version)
- Application: chamfering kerf
- Machines: 11 - 50 KW
- Possibility in combination with milling tool d- 350mm



Ø / BORE MM	SEGMENT DIMENSION MM	CARRIER THICKNESS MM	SEGMENT PIECES	APPLICATION	PRICE €
280/25,4	40 x 9,5 x 25,4	5,3	2 x 18	asphalt/concrete	

**OTHER HOLES WITH A SURCHARGE. <sup>1</sup>**

<sup>1</sup> price in EURO per piece, ex warehouse. Our general conditions are valid.



**[DIAMOND SAWBLADE BSS]** 

- *Application: sandlime brick, poroton, pumice stone, sandstone, concrete products in varying use*
- *Machines: block stone saw to 7,5 KW*



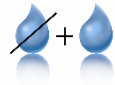
Ø MM	BORE MM	SEGMENT DIMENSION MM	SEGMENT PIECES	PRICE € NORMAL CORE
625	60	40 x 4,0 x 10	38	
650	25,4	40 x 4,0 x 10	40	
700	60	40 x 4,4 x 10	43	
750	60	40 x 4,4 x 10	45	
800	60	40 x 4,4 x 10	48	
900	60/55	40 x 4,5 x 10	52	
1000	60	40 x 4,5 x 10	58	

**OTHER HOLES WITH A SURCHARGE. <sup>1</sup>**

<sup>1</sup> price in EURO per piece, ex warehouse. Our general conditions are valid.

**[DIAMOND SAWBLADE BAU-UNI]** 


- Application: Half hardness concrete, general building materials
- Low-priced diamond sawblade, sintered



Ø MM	BORE MM	SEGMENT DIMENSION MM	SEGMENT PIECES	STEEL CENTER WIDTH MM	PRICE €
115	22,2	38 x 2,0 x 10	8	1,5	
125	22,2	37 x 2,0 x 10	9	1,5	
230	22,2	39 x 2,6 x 10	16	1,8	

**[DIAMOND SAWBLADE TURBO-LASER – E10]** 

- Application: Half hardness concrete, general building materials
- Above average life



Ø MM	BORE MM	SEGMENT DIMENSION MM	SEGMENT PIECES	PRICE €
115	22,2	31 x 2,0 x 10	9	
125	22,2	31 x 2,1 x 10	10	
150	22,2	31 x 2,4 x 10	12	
230	22,2	40 x 2,4 x 10	16	

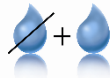
**OTHER HOLES WITH A SURCHARGE. <sup>1</sup>**

<sup>1</sup> price in EURO per piece, ex warehouse. Our general conditions are valid.

### [DIAMOND SAWBLADE TURBO-LASER – S10 KL]



- Application: Hard concrete, hard natural stone, clinker
- Long life, very fast cut,



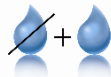
Ø MM	BOHRUNG MM	SEGMENT ABMESSUNG MM	SEGMENT ANZAHL TURBOSEGMENT	PREIS €
115	22,2	33 x 2,4 x 10	8	
125	22,2	33 x 2,1 x 10	9	
140	22,2	33 x 2,4 x 10	11	
150	22,2	32 x 2,4 x 10	12	
180	22,2	40 x 2,6 x 10	12	
230	22,2	40 x 2,6 x 10	15	

### [DIAMOND SAWBLADE PREMIUM CONCRETE MULTIDRIVE]

*with patented forging 13 mm segment*



- Application: Concrete (also reinforced), granite, general building materials
- Long life, fast cut




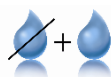
Ø MM	BORE MM	SEGMENT DIMENSION MM	SEGMENT PIECES	STEEL CENTER WIDTH MM	PRICE €
115	22,2	35 x 2,4 x 13	8	1,5	
125	22,2	35 x 2,4 x 13	9	1,5	
125	X-Lock	40 x 2,4 x 13	9	1,5	
150	22,2	35 x 2,4 x 13	11	1,5	
180	22,2	35 x 2,4 x 13	13	1,5	
230	22,2	40 x 2,6 x 13	15	1,8	

### [DIAMOND SAWBLADE CONCRETE PROFESSIONAL]

*with patented forging 13 mm segment*



- Application: Concrete (also reinforced), concrete products
- Very long life, very fast cut



Ø MM	BORE MM	SEGMENT DIMENSION MM	SEGMENT PIECES	CORE	PRICE €
125	22,2	42 x 2,4 x 13	9	hole core	
150	22,2	40 x 2,4 x 13	11	hole core	
230	22,2	43 x 2,6 x 13	15	hole core	

OTHER HOLES WITH A SURCHARGE. <sup>1</sup>

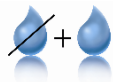
<sup>1</sup> price in EURO per piece, ex warehouse. Our general conditions are valid

### [DIAMOND SAWBLADE *MSF*]



*with patented forging 13 mm turbo segment*

- Application: Concrete, masonry, dense sandlime brick etc.
- Very fast cut, very long life, self-cooling (no cooling breaks)
- Reinforced core, wider segments
- Especially suitable for wall slot milling

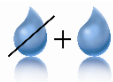


Ø MM	BORE MM	SEGMENT DIMENSION MM	SEGMENT PIECES	STEEL CENTER WIDTH MM	PRICE €
115	22,2	42 x 2,4 x 13	8	1,5	
125	22,2	40 x 2,6 x 13	9	1,8	
140	22,2	40 x 2,6 x 13	10	1,8	
150	22,2	40 x 2,6 x 13	11	1,8	
180	22,2	41 x 2,6 x 13	13	1,8	
200	22,2	43 x 2,6 x 13	14	1,8	
230	22,2	43 x 2,6 x 13	15	1,8	

### DIAMOND SAWBLADE GRANITE PROFESSIONAL]



- Application: Hard natural stone, granite
- Very long life, very fast cut

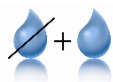


Ø MM	BORE MM	SEGMENT DIMENSION MM	SEGMENT PIECES	STEEL CENTER WIDTH MM	PRICE €
115	22,2	2,4 x 10	8	1,5	
125	22,2	2,4 x 10	9	1,5	
180	22,2	2,4 x 10	13	1,5	
230	22,2	2,6 x 10	16	1,8	

### [DIAMOND SAWBLADE *POWER-FE*]



- Application: steel (max. 30 mm thick), sheet-steel, iron, grey iron
- Long life




Ø MM	BORE MM	SEGMENT DIMENSION MM	SEGMENT PIECES SHORT TEETH	STEEL CENTER WIDTH MM	PRICE €
230	22,2	40 x 2,4 x 10	16	1,8	

OTHER HOLES WITH A SURCHARGE. <sup>1</sup>

<sup>1</sup> price in EURO per piece, ex warehouse. Our general conditions are valid.

[DIAMOND SAWBLADE COOLRUNNER] 

- Application: Hard concrete, hard natural stone, clinker, clay tubes etc.
- Above-average life, fast and exactly cut
- Hole core with reinforced flange



Ø MM	BOREG MM	SEGMENT DIMENSION MM	STEEL CENTER WIDTH	PRICE €
115	22,2	2,0 x 12	Turbo	
125	22,2	2,0 x 12	Turbo	
230	22,2	2,4 x 12	Turbo	

[DIAMOND SAWBLADE TURBO DX] 1,4 MM THICK 

- Application: hard ceramics, tiles, granite etc.
- Very fast cut + less dust
- Solid core with reinforced flange
- Premium quality



Ø MM	BORE MM	SEGMENT DIMENSION MM	STEEL CENTER WIDTH	PRICE €
115	22,2	1,4 x 10	Turbo	
125	22,2	1,4 x 10	Turbo	
125	X-Lock	1,4 x 10	Turbo	

[DIAMOND SAWBLADE TURBO SL] 1,2 MM THICK 

- Application: hard ceramics, granite, clinker etc.
- Very fast cut + less dust
- Solid core with reinforced flange
- Premium quality



Ø MM	BORE MM	SEGMENT DIMENSION MM	STEEL CENTER WIDTH	PRICE €
115	22,2	1,2 x 7	Turbo	
125	22,2	1,2 x 7	Turbo	
180	22,2/25,4/30	1,6 x 7	Turbo	
200	22,2/25,4/30	1,6 x 7	Turbo	
230	22,2/25,4/30	1,6 x 7	Turbo	
250	25,4/30	1,6 x 7	Turbo	
300	25,4/30	2,0 x 7	Turbo	
350	25,4/30	2,0 x 7	Turbo	

OTHER HOLES WITH A SURCHARGE. <sup>1</sup>

<sup>1</sup> price in EURO per piece, ex warehouse. Our general conditions are valid.

**[DIAMOND SAWBLADE FL-ECO]** 


- Application: Tiles, general building materials, „very good price“
- Machines: 1 - 3 KW



Ø MM	BORE MM	SEGMENT DIMENSION MM	STEEL CENTER WIDTH MM	PRICE €
110	22,2	1,6 x 5	1,3	
125	22,2	1,7 x 5	1,3	
200	25,4	2,0 x 5	1,4	
230	22,2	2,0 x 5	1,4	

**[DIAMOND SAWBLADE FV-H]** 

- Application: Tiles, natural stone, ceramics, „ very fine cut“
- Machines: 1 - 3 KW
- Fast cut



Ø MM	BORE MM	SEGMENT DIMENSION MM	STEEL CENTER WIDTH MM	PRICE €
115	22,2	1,6 x 7	1,2	
125	22,2	1,6 x 7	1,2	
150	22,2	1,6 x 7	1,2	
180	22,2/25,4	1,6 x 7	1,2	
200	25,4/30	1,6 x 7	1,2	
230	22,2	2,1 x 7	1,6	
250	25,4/30,0	1,6 x 7	1,6	
300	25,4/30,0	2,0 x 7	1,6	
350	25,4/30,0	2,4 x 7	1,8	

**[DIAMOND SAWBLADE GALVANO]** 

**ELECTRO PLATED**

- Application: Marble, Travertine, acrylic glass, GFK-pipe etc.



Ø MM	BORE MM	PRICE €
115	22,2	
125	22,2	
180	22,2/25,4/30	
230	22,2/25,4/30	
250	25,4/30	
300	20/25,4/30	
350	20/25,4/30	

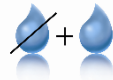

OTHER HOLES WITH A SURCHARGE. <sup>1</sup>

<sup>1</sup> price in EURO per piece, ex warehouse. Our general conditions are valid.

**[DIAMOND SAWBLADE ALLCUT]** 

VACUUM COATING FOR WORKING THE TOUGHEST MATERIALS

- *Application: Stones of all kinds, steel, plastic, fiberglass, ductile etc.*
- *Machines: 1- 3 KW*
- *Long life, fast cut*

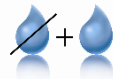


Ø MM	BORE MM	SEGMENT DIMENSION MM	SEGMENT PIECES	STEEL CENTER WIDTH MM	PRICE €
125	22,2	32 x 2,4 x 6	10	1,4	
230	22,2	40 x 2,6 x 6	16	1,6	

**[DIAMOND CHAMFERING DUO COMPLETE]** 

VACUUM-COATED

- *Application: for cutting and chamfering plastic pipes in a gangway*
- *Machines: 1 - 3 KW*



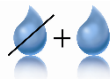
Ø MM	BORE MM	SEGMENT DIMENSION MM	SEGMENT PIECES	STEEL CENTER WIDTH MM	PRICE €
115	22,23		7		
125	22,23		8		

OTHER HOLES WITH A SURCHARGE. <sup>1</sup>

<sup>1</sup> price in EURO per piece, ex warehouse. Our general conditions are valid.

**[DIAMOND SAWBLADE GRANITE PROFESSIONAL]** 

- Application: hard natural stone, hard granite, gneiss
- Very fast cut, very long life




Ø MM	BORE MM	SEGMENT DIMENSION MM	SEGMENT PIECES	STEEL CENTER WIDTH MM	PRICE €
250	25,4/30	2,8 x 10	17	1,8	
300	25,4/30	2,8 x 10	20	1,8	
350	25,4/30	3,2 x 10	24	2,2	
400	25,4/30	3,2 x 10	28	2,2	

**[DIAMOND SAWBLADE NATURAL STONE MARBLE]** 

SANDWICH-CORE, SANDWICH-SEGMENTS FROM Ø 300

- Application: Marble



Ø MM	SEGMENT DIMENSION MM	BORE MM	SEGMENT PIECES	SEGMENT HEIGHT 10 MM PRICE €
250	40 x 2,8 x 7	25,4/30	17	
300	40 x 3,0 x 10	25,4/30	21	
350	40 x 3,0 x 10	25,4/30	25	
400	40 x 3,2 x 10	60	28	

OTHER HOLES WITH A SURCHARGE. <sup>1</sup>

<sup>1</sup> price in EURO per piece, ex warehouse. Our general conditions are valid.



**[WALL SAW BLADE WSV-PROFESSIONAL]** 



*with patented forging 20 mm segment*

- Application: Concrete (also reinforced), wall concrete
- Machines: to 25 KW (Electro, high frequency, hydraulic)
- Very long life, very fast cut



Ø MM	SEGMENT DIMENSION MM	SEGMENT PIECES	PRICE €
600	46 x 5,1/4,9 x 20	36	
650	46 x 5,1/4,9 x 20	38	
700	46 x 4,8/4,6 x 20	40	
800	46 x 4,7/4,5 x 20	46	
900	46 x 4,7/4,5 x 20	48	
1000	46 x 4,5/4,3 x 20	52	
1200	46 x 4,5/4,3 x 20	62	
1500	46 x 4,5/4,3 x 20	76	
1600	46 x 4,5/4,3 x 20	80	

**[PARTNERRING]** 



Ø MM	SEGMENT DIMENSION MM	SEGMENT PIECES	APPLICATION	PRICE €
350	4,0 x 10	22	concrete/sand-lime brick	

**incl. rolls for Partner-machine 3500**


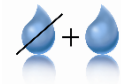
**OTHER HOLES WITH A SURCHARGE. <sup>1</sup>**

<sup>1</sup> price in EURO per piece, ex warehouse. Our general conditions are valid

**[CUTTING DISC ROOT-CUT]** 

**Carbide tipped blade**  
**No raise and no cleaning required**

- Application: Tree roots in soil, logs, plastic, rubber etc.
- Machines: 2 – 10 KW
- No blunting in ground

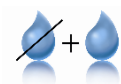


Ø MM	BORE MM	SEGMENT DIMENSION MM	SEGMENT PIECES	STEEL CENTER WIDTH MM	PRICE €
300	20/25,4/30	6,4 x 10	25	--	
350	20/25,4/30	6,4 x 10	30	--	

**[JOINT CLEANING BRUSH]** 

**circular brush with knotted steel wire**

- Application: to brush saw kerf out
- Machines: 2 – 15 KW



BORE MM	Ø BRUSH	KNOTTED STEEL PIECES	DELIVERY UNIT	Ø 125 PRICE €	Ø 300 PRICE €
22,2	6/12	20	12		
22,2	12	20	12		
20/25,4	6/8/10	56	6		
20/25,4	12	56	6		

**[CONSTRUCTION CIRCULAR SAW BLADE BKS- NAIL FIXED]** 

**HW-tipped**  
**suitable for all table saws**

- Application: Construction- and scarf timber with fixed nails, aerated concrete block insulation boards, plastic tubes, etc



Ø MM	BORE MM	TEETH PIECES	STEEL CENTER WIDTH MM	PRICE €
350	30	24	3,2	
400	30	36	3,2	
450	30	36	3,5	
500	30	36	4,2	
700	30	40	4,2	

**OTHER HOLES WITH A SURCHARGE. <sup>1</sup>**

<sup>1</sup> price in EURO per piece, ex warehouse. Our general conditions are valid.

**[DIAMOND-CUP GRINDER BASIC]** 

- Application: Concrete, cement (grinding coarse)
- Machines: angle grinder, grinding machines with extraction



Ø MM	BORE MM	HEIGHT MM	GRAIN SIZE	TYPE	PRICE €
115	22,2	22	30/40 (coarse)	Segmented double-rim	
125	22,2	22	30/40 (coarse)	Segmented double-rim	
180	22,2	25/30	30/40 (coarse)	Segmented double-rim	

**[DIAMOND-CUP GRINDER PRO]** 

- Application: Natural stone, concrete **or** abrasive materials
- Machines: angle grinder, grinding machines with extraction



Ø MM	BORE MM	HEIGHT MM	GRAIN SIZE	TYPE	PRICE €
50	M14	22	30/40 (coarse)	Segmented single-rim	
80	M14	22	30/40 (coarse)	Segmented single-rim	
100	22,2	22	30/40 (coarse)	Segmented double-rim	
115	22,2	22	30/40 (coarse)	Segmented double-rim	
125	22,2	22	30/40 (coarse)	Segmented double-rim	
125	22,2	22	16 (very coarse)	Segmented double-rim	
175	22,2	25	30/40 (coarse)	Segmented double-rim	
180	22,2	30/25/22	30/40 (coarse)	Segmented double-rim	
230	22,2	46	30/40 (coarse)	Segmented double-rim	

**[DIAMOND- CUP GRINDER TURBO PRO]** 

Application: Natural stone, concrete **or** abrasive materials

- be available in the grain sizes **coarse** (K 30/40), **medium** (K 60/70) and **fine** (K 100/120),
- Machines: angle grinder, grinding machines with extraction



Ø MM	BORE MM	HEIGHT MM	GRAIN SIZE	TYPE	PRICE €
50	M14	22	C	Turbo coat	
80	M14	22	C	Turbo coat	
100	M14/22,2	22	C / M / F	Turbo coat	
125	22,2	22	C / M / F	Turbo coat	
180	22,2	30	C / M / F	Turbo coat	

OTHER HOLES WITH A SURCHARGE. <sup>1</sup>

<sup>1</sup> price in EURO per piece, ex warehouse. Our general conditions are valid.

**[DIAMANT-SCHLEIFTELLER IS1010]**



- *Application: Concrete, natural stone*
- *Machines: angle grinder, grinding machines with extraction*



Ø / BOHRUNG MM	MASCHINE	GESAMTHÖH E MM	KÖRNRUNG	TYP	PREIS €
125 / 22,2		22	30/40 (coarse)	IS1010	
148 / 19 + 5NL	Hilti	22	30/40 (coarse)	IS 1010	
180 / 22,2		30	30/40 (coarse)	IS 1010	

**[DIAMOND-CUP GRINDER IS2010]**



- *Application: Concrete, natural stone or abrasive materials*
- *Machines: angle grinder, grinding machines with extraction*



Ø / BORE MM	MACHINE	HEIGHT MM	GRAIN SIZE	TYPE	PRICE €
125 / 22,2		22	30/40 (coarse)	IS2010 or IS2010 abrasive	
125/28-23,5	Giraffe	22	30/40 (coarse)	IS2010 or IS2010 abrasive	
130/25	Protool	22	30/40 (coarse)	IS2010 or IS2010 abrasive	
148 / 19 + 5NL	Hilti	22	30/40 (coarse)	IS2010 or IS2010 abrasive	
180 / 22,2		22/25/30	30/40 (coarse)	IS2010 or IS2010 abrasive	

**[DIAMONT-CUP GRINDER RED DROP]**



- *Application: grinding from hard to very hard concret,hard surfaces*
- *Induction-welded for maximum smoothness*
- *Machines: angle grinder, grinding machines with extraction*

**NEW**



Laser  
geschweisst

Ø / BORE MM	HEIGHT MM	GRAIN SIZE	TYPE	PRICE €
125 / 22,2	22	30 (coarse)		
148 /19	22	30 (coarse)	for Hilti	
175 / 22,2	30	30 (coarse)		

OTHER HOLES WITH A SURCHARGE. <sup>1</sup>

<sup>1</sup> price in EURO per piece, ex warehouse. Our general conditions are valid..

**[DIAMOND-CUP GRINDER PKD-4]** 

- Application: epoxy resin, colour, coating, rest of adhesive etc.
- For grinding harder coatings
- Machines: angle grinder, grinding machines with extraction
- *Not suitable for abrasive materials!*



Ø / BORE MM	PKD-PIECES	HEIGHT MM	GRAIN SIZE	TYPE	PRICE €
125 / 22,2	6	22	PKD	PKD-4	
130/25	6	22	PKD	PKD-4	
148/19	6	22	PKD	PKD-4	
178 / 22,2	6	30	PKD	PKD-4	

**[DIAMOND-CUP GRINDER PKD-6]** 

- Application: epoxy resin, colour, coating, rest of adhesive etc.
- For grinding thick hard coatings (very aggressive)
- Machines: angle grinder, grinding machines with extraction
- *Not suitable for abrasive materials !*



Ø / BORE MM	PKD-PIECES	HEIGHT MM	GRAIN SIZE	TYPE	PRICE €
125 / 22,2	6	22	PKD	PKD-6	
148/19	6	22	PKD	PKD-6	
178 / 22,2	8	22	PKD	PKD-6	

**[DIAMOND-CUP GRINDER PKD-FX]** 

- Application: epoxy resin, colour, coating, rest of adhesive etc.
- Very fine PDS-s very suitable for thin layers
- Machines: angle grinder, grinding machine with extraction
- *Not suitable for abrasive materials !*



Ø / BORE MM	PKD-PIECES	HEIGHT MM	GRAIN SIZE	TYPE	PRICE €
125 / 22,2	12	22	PKD	PKD-FX	
178 / 22,2	18	22	PKD	PKD-FX	

OTHER HOLES WITH A SURCHARGE. <sup>1</sup>

<sup>1</sup> price in EURO per piece, ex warehouse. Our general conditions are valid.

**[DIAMOND-CUP GRINDER BUTTERFLY]** 

- Application: Concrete, concrete abrasive, concrete screed etc.
- Induction-welded for maximum smoothness
- highest smoothness, therefore gentle on the machine and more service life



Ø / BORE MM	HEIGHT MM	MACHINES	SEGMENT PIECES	GRAIN SIZE	PRICE €
115 / 22,2	22		5	25/30 (coarse)	
125 / 22,2	22		6	25/30 (coarse)	
150/19	22	for <b>Hilti</b>	7	25/30 (coarse)	
180 / 22,2	22,5/30		8	25/30 (coarse)	

**[DIAMOND-CUP GRINDER BUMERANG]** 

- Application: hard concrete, hard materials etc.
- Induction-welded for maximum smoothness
- Ideal for low-power machines
- Very high removal by reduction of the grinding surfaces

**NEW**



Ø / BORE MM	HEIGHT MM	MACHINES	SEGMENT PIECES	GRAIN SIZE	PRICE €
100 / 22,23	22		6	25/30 (grob)	
115 / 22,2	22		6	25/30 (grob)	
125 / 22,2	22		7	25/30 (grob)	
150/19	22	for <b>Hilti</b>	9	25/30 (grob)	
180 / 22,2	22,5/30		10	25/30 (grob)	

**[DIAMOND-CUP GRINDER ZERO]** 

- Application: Concrete, natural stone (blue) or concrete screed etc.(black)
- Induction-welded for maximum smoothness
- highest smoothness, therefore gentle on the machine and more service life



Ø / BORE MM	HEIGHT MM	MACHINES	SEGMENT PIECES	GRAIN SIZE	PRICE €
100 / 22,2	22		8 [small]	25/30 (coarse)	
115 / 22,2	22		8 [small]	25/30 (coarse)	
125 / 22,2	22		8 [large]	25/30 (coarse)	
130 / 25	22	for <b>Festool</b>	8 [large]	25/30 (coarse)	
150 / 19	22	for <b>Hilti</b>	10 [large]	25/30 (coarse)	
180 / 22,2	22,5/30		10 [large]	25/30 (coarse)	

OTHER HOLES WITH A SURCHARGE. <sup>1</sup>

<sup>1</sup> price in EURO per piece, ex warehouse. Our general conditions are valid.

**[DIAMOND-CUP GRINDER Z E R O-EPOXI]** 

- Application: epoxy resin, glue, colour etc.
- Induction-welded for maximum smoothness
- highest smoothness, therefore gentle on the machine and more service life



Ø / BORE MM	HEIGHT MM	MACHINES	SANDWICH SEGMENT	GRAIN SIZE	PRICE €
100 / 22,2	22		8	25/30 (coarse)	
125 / 22,2	22		8	25/30 (coarse)	
150/19	22	for <b>Hilti</b>	10	25/30 (coarse)	
180 / 22,2	22,5/30		12	25/30 (coarse)	

**[DIAMOND-CUP GRINDER ARROW]** 

- Application: Concrete, epoxy, coating, glue, colour etc.
- Very highest smoothness
- Machines: angle grinder, grinding machines with extraction



**NEW**



Ø / BOHRUNG MM	HEIGHT MM	MACHINES	SEGMENT PIECES	GRAIN SIZE	PRICE €
125/22,2	22		6	16/18 (grob)	
150/19	22	for <b>Hilti</b>	7	16/18 (grob)	
180/22,2	30		8	16/18 (grob)	

**[DIAMOND-CUP GRINDER RAPTOR]** 

- Application: Coating, glue, colour etc.
- Super-Professional quality
- Machines: angle grinder, grinding machines with extraction



Ø / BORE MM	HEIGHT MM	MACHINES	SEGMENT PIECES	GRAIN SIZE	PRICE €
125/22,2	19		8	30/40 (coarse)	
148/19 + 5 NL	19	for <b>Hilti</b>	10	30/40 (coarse)	
180/22,2	30		17	30/40 (coarse)	

OTHER HOLES WITH A SURCHARGE. <sup>1</sup>

<sup>1</sup> price in EURO per piece, ex warehouse. Our general conditions are valid

**[DIAMOND-CUP GRINDER RAFTER]** 

With PKD-split share

- *Application:* Epoxy resin, glue, bitumen, paint residues etc.
- *Machines:* angle grinder, grinding machines with extraction



**NEW**



Ø / BORE MM	HEIGHT MM	MACHINES	SEGMENT PIECES	GRAIN SIZE	PRICE €
125/22,2	22		8	6 (very coarse)	
150/19	22	for Hilti	9	6 (very coarse)	
180/22,2	30		10	6 (very coarse)	

**[DIAMOND-CUP GRINDER XPRO]** 

- *Grinding from very hard concrete, hard-, thin coating*
- **Patented Airflow Segmentation**
- *Machines:* angle grinder, grinding machines with extraction



**NEW**



Ø / BORE MM	HEIGHT MM	MACHINES	SEGMENT PIECES	GRAIN SIZE	PRICE €
125/22,2	22		10	16 (coarse)	
148/19 + 5 NL	22	for Hilti	12	16 (coarse)	
180/22,2	30		12	16 (coarse)	

**[DIAMOND-CUP GRINDER PLANO]** 

Vacuum-doublecoating

- *Application:* Concrete, epoxy, coating, glue, colour etc
- **Very highest smoothness**
- *Machines:* angle grinder, grinding machines with extraction



Ø MM	BOHRUNG MM	GESAMTHÖHE MM	TYP	PREIS €
125	22,2	22	Plano	
178	22,2	22	Plano	

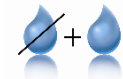
OTHER HOLES WITH A SURCHARGE. <sup>1</sup>

<sup>1</sup> price in EURO per piece, ex warehouse. Our general conditions are valid.



**[DIAMOND -V-MILLING TOOL]** 

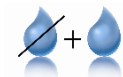
- Application: Concrete, concrete screed, asphalt etc.
- To expanding cracks and joints



Ø MM	BORE MM	TYPE	STANDARD PRICE €	PREMIUM PRICE €
102	22,2	V-milling tool 45°		
125	22,2	V-milling tool 45°		
125	22,2	V-milling tool 90°		
178	22,2	V-milling tool 45°		
178	22,2	V-milling tool 90°		
230	22,2	V-milling tool 45°		
230	22,2	V-milling tool 90°		

**[DIAMOND-CHAMFER MILLING TOOL ONE-SIDED 45°]** 

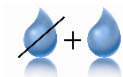
- Application: Concrete, concrete screed, asphalt etc.
- For 45 ° chamfering of joints



Ø MM	BORE MM	TYPE	PRICE €
125	22,2	Chamfer 45° one-sided	

**[DIAMOND-MASONRY MILLING TOOL]** 

- Application: for clearing masonry, mortar, plaster



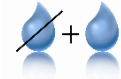
WIDTH MM	SEGMENT HEIGHT MM	BORE MM	Ø 115 PRICE €	Ø 125 PRICE €	Ø 180 PRICE €	Ø 230 PRICE €
4,5	6,0	22,2				
6,0	6,0	22,2				
8,0	6,0	22,2				
10,0	6,0	22,2				

OTHER HOLES WITH A SURCHARGE. <sup>1</sup>

<sup>1</sup> price in EURO per piece, ex warehouse. Our general conditions are valid.

**[DIAMOND-MILLING CUTER]** 

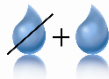
- Suitable for *Dicorel* cracks-, joints cutter
- For grinding cracks in asphalt or concrete



Ø / BORE MM	SEGMENT PIECES	SEGMENT MM	TYPE CNF	PRICE € 5 SIDE CUTTERS	PRICE € 6 SIDE CUTTERS
150 / 25,4	30/32	20 x 5 x 6,2	Asphalt or concrete		

**[DIAMOND-JOINT CUTTER FBH]** 

- Use on a rotary tiller for retrofitting underfloor heating
- Type red with *V*-segment for particularly good locking of the hoses

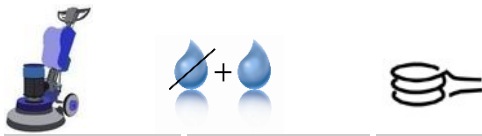


Ø / BORE MM	SEGMENT PIECES	SEGMENT MM	TYPE FBH-A (B), (V)	PRICE €
130 / 22,23	12	22 x 17 x 12	(A) soft concrete screed (black)	
130 / 22,23	12	22 x 17 x 12	(B) hard concrete screed (silver)	
130 / 22,23	12	22 x 17 x 12	(V) soft concrete screed (red)	

OTHER HOLES WITH A SURCHARGE. <sup>1</sup>

**[DIAMOND-CUP GRINDER BS]** 

- Floor grinding, fine grinding of running surfaces
- Suitable for Blastrac-, Janser-grinding machine

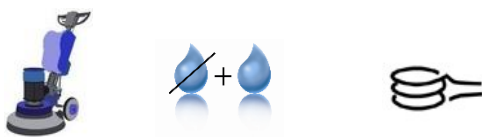


Ø / BORE MM	SEGMENT PIECES	SEGMENT MM	GRAIN SIZE	TYPE PB	PRICE €
250 / 19	20	40 x 10 x 10	30/40 (coarse)	green (eco universal)	
250 / 19	20	40 x 10 x 10	30/40 (coarse)	yellow (eco universal)	
250 / 19	20	40 x 10 x 10	30/40 (coarse)	blue (concrete)	
250 / 19	20	40 x 10 x 10	30/40 (coarse)	silver (abrasive materials)	

**[DIAMANT-CUP GRINDER BS-P GRIT]** 

- Floor grinding from very hard concrete
- Application: Thermoplastic coating, colour, epoxy resin etc.
- Suitable for Blastrac-, Janser-grinding machine

**NEW**



Ø / BORE MM	SEGMENT PIECES	SEGMENT MM	GRAIN SIZE VERY COARSE	TYPE	PRICE €
250/19	12	40 x 10 x 10	PKD- grit-share	BS-P	

**[DIAMANT-CUP GRINDER BS-TORNADO]** 

- Floor grinding
- Application: Concrete, concrete products
- Suitable for Blastrac-, Janser-grinding machine

**NEW**



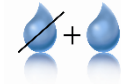
Ø / BORE MM	SEGMENT PIECES	SEGMENT MM	GRAIN SIZE	TYPE	PRICE €
250/19	64	10	30 (coarse)	soft bond	

OTHER HOLES WITH A SURCHARGE. <sup>1</sup>

<sup>1</sup> price in EURO per piece, ex warehouse. Our general conditions are valid.

**[DIAMANT-SCHLEIFTELLER BS-EPO]** 

- Floor grinding
- Application: thermoplastic materials, colour, expody resin etc.
- Suitable for Blastrac-, Janser-grinding machine
- *Not suitable for abrasive materials!*




Ø / BORE MM	SEGMENT MM	PKD PIECES	GRAIN SIZE	TYPE	PRICE €
250/19	round	12 x 1/4 PKD Seg.		EPO	

**[DIAMANT-CUP GRINDER BS-RAPTOR]** 

**NEW**

- Floor grinding
- Application: Thermoplastic coating, colour, epoxy resin etc.
- Suitable for Blastrac-, Janser-grinding machine




Ø / BORE MM	SEGMENT PIECES	SEGMENT	GRAIN SIZE	TYPE	PRICE €
250/19	20	arrow	30/40 (coarse)	BS-Raptor	

**[DIAMANT-CUP GRINDER BS-XPRO]** 

**NEW**

- Patented Airflow Segmentation
- Floor grinding
- Application: very hard concrete surface, very hard thin coatings
- Suitable for Blastrac-, Janser-grinding machine



Ø / BORE MM	SEGMENT PIECES	SEGMENT	GRAIN SIZE	TYPE	PRICE €
250/19	20	64 Airflow Segmente	30 (coarse)	BS-XPro	

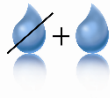
OTHER HOLES WITH A SURCHARGE. <sup>1</sup>

<sup>1</sup> price in EURO per piece, ex warehouse. Our general conditions are valid.

**[DIAMANT-CUP GRINDER BS-RO]**



- Floor grinding
- Application: concrete universal, thin Coating etc
- Suitable for Roll- grinding machine



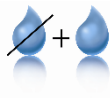

Ø / BORE MM	SEGMENT PIECES	SEGMENT MM	GRAIN SIZE	TYPE	PRICE €
300/19	20	40 x 10 x 10	30/40 (coarse)	RO-Beton	
400/19	18	40 x 10 x 10	40/60 (coars)	BS-RO-Beton	

**[DIAMANT-CUP GRINDER BS-RO-RAPTOR]**



- Floor grinding
- Application: concrete universal, thin coatings etc.
- Suitable for Roll- grinding machine

**NEW**



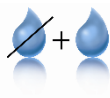
Ø / BORE MM	SEGMENT PIECES	SEGMENT MM	GRAIN SIZE	TYPE	PRICE €
300/19	12	arrow segment	20/25 (coarse)	BS-RO-Raptor	
400/19	12	Arrow segment	20/25 (coars)	BS-RO-Raptor	

**[DIAMANT-CUP GRINDER BS-RO-PKD]**



- Floor grinding
- Application: expody resin, glue, colour etc.
- Suitable for Roll-grinding machine

**NEW**



Ø / BORE MM	SEGMENT PIECES PKD		GRAIN SIZE	TYPE	PRICE €
300/19	6 x ½ PKD		PKD	RO-PKD	
400/19	6 x ½ PKD		PKD	RO-PKD	

OTHER HOLES WITH A SURCHARGE. <sup>1</sup>

<sup>1</sup>

price in EURO per piece, ex warehouse. Our general conditions are valid.


**[DIAMOND-GRINDING PLATE]** 

- Coarse grinding (18/20; 30/40), medium grinding (60/80) or fine grinding (120/150)
- Connection: M6, HTC along with special screw for MKS-Funke



TYPE	SEGMENT PIECES	SEGMENT MM	GRAIN SIZE #	APPLICATION	PRICE €
DSS-2-B+	2	40 x 10 x 12	18/20, 30/40, 60/80, 120/150	hard concrete (yellow)	
DSS-2-B	2	40 x 10 x 12	18/20, 30/40, 60/80, 120/150	concrete (red)	
DSS-2-A	2	40 x 10 x 12	18/20, 30/40	abrasive materials (blue)	
DSS-2-A +	2	40 x 10 x 10	18/20	abrasive materials (darkblue)	

- Coarse grinding with PCD-Split-share
- Connection: M6, along with special screw for MKS-Funke



TYPE	SEGMENT PIECES	SEGMENT MM	GRAIN SIZE	APPLICATION	PRICE €
DSS-2-P	2	40 x 10 x 10	6 # (very coarse)	concrete abrasive, screed, thermoplastic coating, epoxy resin, colour, protective coating	

- Peeling of coating
- Connection: M6, M8 along with special screw for MKS-Funke  
*Not suitable for abrasive materials !*



TYPE	SEGMENT PIECES	SEGMENT MM	GRAIN SIZE	APPLICATION	PRICE €
DSS-1-2-AP r or DSS-1-2-AP I	1 support segment + 2 x ¼ PKD		PKD	thermoplastic coating, epoxy resin, colour, protective coating	

OTHER HOLES WITH A SURCHARGE. <sup>1</sup>

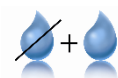
[DIAMOND-GRINDING PLATE] 

- Peeling of coating
- Connection: M6, M8 along with special screw for MKS-Funke
- *Not suitable for abrasive materials !*



TYPE	SEGMENT PIECES	SEGMENT MM	GRAIN SIZE	APPLICATION	PRICE €
DSS-1-1-AP r or DSS-1-1-AP l	1 support- segment + 1 PKD-segments	Ø 18	PKD	thermoplastic coating, epoxy resin, colours, protective coating	

- *Patented Airflow Segmentation*
- *For grinding coating, also suitable for concrete*
- *Connection: M6, along with special screm for MKS-Funke*



TYPE	SEGMENT PIECES	SEGMENT MM	GRAIN S	APPLICATION	PRICE €
DSS-3-XB	Vacuum coated	24 x 10 x 15	16# very coarse	very hard concrete, very hard thin coating etc.	

OTHER HOLES WITH A SURCHARGE. <sup>2</sup>

<sup>1</sup> price in EURO per piece, ex warehouse. Our general conditions are valid.


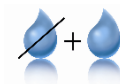
<sup>2</sup> price in EURO per piece, ex warehouse. Our general conditions are valid

[DIAMANT-GRINDING PLATTE]




**NEW**

- Grobschliff (16/18; 30/40), Mittelschliff (60/80) oder Feinschliff (120/150)
- Aufnahme: Slidemag passend für Blastrac




TYP	SEGMENT T- ZAHL	SEGMENT MM	KÖRNING IN #	EINSATZBEREICH	PREIS €
DSS-2-BB	2	38 x 14 x 13	16/18, 30/40	concrete universal (red)	
DSS-2-BB	2	∅ 25 x 12	60/80, 120/150	concrete universal (red)	
DSS-2-AB+	2	34 x 16 x 13	16/18	abrasive materials (dark blue)	

- Fräsegment mit **PKD-Splitt**
- Aufnahme: Slidemag passend für Blastrac



TYP	SEGMENTZAHL HL	SEGMENT MM	KÖRNING #	EINSATZBEREICH	PREIS €
DSS-2-PB	2	40 x 10 x 10	6 # (sehr grob)	Concrete abrasiv, coating, colours, protective coating etc.	

- Fräsegment für hartnäckige Beschichtungen
- Hoher Abtrag ohne Verletzung der Oberfläche
- Aufnahme: Slidemag passend für Blastrac
- **Nicht für abrasive Materialien geeignet**



(Abb. rechtsdrehend)

TYP	SEGMENTZAHL	KÖRNING	EINSATZBEREICH	PREIS €
DSS-1-2-PB r	1 Stützsegment + 2 x ¼ PKD	PKD	thermoplastic coating, epoxy resin, colour, protective coating	

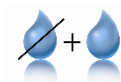


ANDERE BOHRUNGEN GEGEN AUFPREIS MÖGLICH <sup>1</sup>

[DIAMANT-SCHLEIFPLATTE]



- Frässegment für hartnäckige Beschichtungen
- Aufnahme: Slidemag passend für Blastrac
- *Nicht für abrasive Materialien geeignet!*

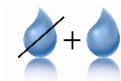


(Abb. rechtsdrehend)

TYP	SEGMENTZAHL	KÖRNUNG	EINSATZBEREICH	PREIS €
DSS-3-PB r	3 PKD Spitzsegmente	PKD	Thermoplastic coating, epoxy resin, colours	

- Frässegment für hartnäckige Beschichtungen
- Aufnahme: Slidemag passend für Blastrac
- *Nicht für abrasive Materialien geeignet!*

**NEW**



TYP	SEGMENTZAHL	KÖRNUNG	EINSATZBEREICH	PREIS €
DSS-5-PBr	5 PKD Spitzsegmente	PKD	Thermoplastic coating, epoxy resin, colours	

<sup>1</sup> Preis in EURO per Stück, ab Lager zuzüglich MwSt. Es gelten unsere allgemeinen Verkaufs- und Lieferbedingungen.

OTHER HOLES WITH A SURCHARGE. <sup>1</sup>

[DIAMOND-GRINDING PLATE] 

- Connection: M8 suitable for *Contec grinding machine*
- Coarse grinding (18/20; 30/40), medium grinding (60/80), fine grinding(120/150)



TYPE	SEGMENT PIECES	SEGMENT MM	GRAIN SIZE	APPLICATION	PRICE €
DSS-2-UC	2	40 x 10 x 12	16, 25/30, 60/80, 120/150	universal (green)	
DSS-2-BC	2	40 x 10 x 12	16, 40/50	concrete (red)	
DSS-2-AC	2	40 x 10 x 12	18/20, 30/40 # (coarse)	materials abrasive (blue)	

- Connection: M8 suitable for *Contec grinding machine*
- Coarse grinding with *PCD-Split share*



TYPE	SEGMENT PIECES	SEGMENT MM	GRAIN SIZE	APPLICATION	PRICE €
DSS-2-PC	2	40 x 10 x 10	PCD-Split (very coarse)	concrete abrasive, screed, thermoplastic coating, epoxy resin, colour, protective coating	

- Peeling of coating
- Connection: M8 suitable for *Contec grinding machine*
- *Not suitable for abrasive materials!*



TYP	SEGMENT PIECES	SEGMENT MM	GRAIN SIZE	APPLICATION	PRICE €
DSS-1-1-PC r	1 support segment + 2x 1/4 PCD	40 x 10 x 10	PCD	thermoplastic coating, epoxy resin, colour, protective coating	

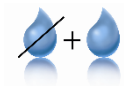
(illustration clockwise)

<sup>1</sup> price in EURO per piece, ex warehouse. Our general conditions are valid.

**OTHER HOLES WITH A SURCHARGE. <sup>1</sup>**

**[DIAMOND-GRINDING PLATE]** 

- *Peeling of coating*
- *Connection: M8 suitable for **Contec grinding machine***
- *Not suitable for abrasive materials!*



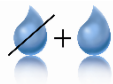
TYPE	SEGMENT PIECES	SEGMENT MM	GRAIN SIZE	APPLICATION	PRICE €
DSS-1-1-PC r	1 support- segment + 1 x ½ PCD	Ø 18	PCD	<i>thermoplastic coating, epoxy resin, colour, protective coating</i>	

**OTHER HOLES WITH A SURCHARGE. <sup>2</sup>**

<sup>1</sup> price in EURO per piece, ex warehouse. Our general conditions are valid.

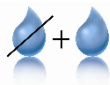
**[DIAMOND-GRINDING PLATE]** 

- Connection: 3 x Ø 10mm with notching suitable for *Dr. Schulze grinding machine*
- Coarse grinding (16)




TYPE	SEGMENT PIECES	SEGMENT MM	GRAIN SIZE #	APPLICATION	PRICE €
DSS-2-DSU	2	40 x 10 x 10	16	universal (red)	
DSS-2-DSB	2	40 x 10 x 10	16	concrete (yellow)	
DSS-2-DSA	2	40 x 10 x 10	16	materials abrasive (black)	

- Skid connection suitable for *Husqvarna grinding machine*
- Peeling of coating
- Not suitable for abrasive materials!



TYP	SEGMENT PIECES	SEGMENT MM	GRAIN SIZE	APPLICATION	PRICE €
DSS-1-2-HP clockwise	1 support segment + 2 x ¼ PCD	40 x 10 x 10	PCD	thermoplastic coating, epoxy resin, colour, protective coating	

- Coarse segment with PCD-split
- Connection: 3 x Ø 10mm suitable for *Dr. Schulze grinding machine*



TYP	SEGMENT PIECES	SEGMENT MM	GRAIN SIZE	APPLICATION	PRICE €
DSS-2-DSP	2	40 x 10 x 10	PCD-split (very coarse)	concrete abrasive, screed, thermoplastic coating, colour, protective coating etc.	

OTHER HOLES WITH A SURCHARGE. <sup>1</sup>

**[DIAMOND-GRINDING PLATE** 

- Coarse grinding with PCD-Split share
- Connection: 3 x M6, 3 NL.f. **Husqvarna grinding machine**



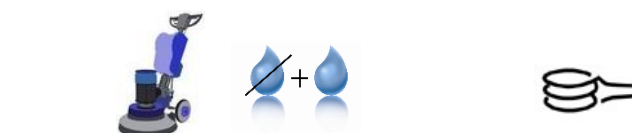
TYPE	SEGMENT PIECES	SEGMENT MM	GRAIN SIZE	APPLICATION	PRICE €
DSS-2-HP	2	40 x 10 x 10	6 # (very coarse)	concrete abrasive, screed, thermoplastic coating, epoxy resin, colour, protective coating	

- Skid connection suitable for **Husqvarna-grinding machine**
- Peeling of hard coating
- *Not suitable for abrasive materials!*



TYPE	SEGMENT PIECES	SEGMENT MM	GRAIN SIZE	APPLICATION	PRICE €
DSS-1-2-HP	1 support-segment + 2 x ¼ PKD	40 x 10 x 10	PCD	thermoplastic coating, epoxy resin, colour, protective coating	

- Skid connection suitable for **Husqvarna grinding machine**
- Coarse grinding (18/20; 30/40), medium grinding (60/80) or fine grinding (120/150)




TYPE	SEG. PIEC.	SEGMENT MM	GRAIN SIZE # COARSE – VERY FINE	APPLICATION	PRICE €
DSS-2-HB	2	40 x 10 x 10	16	very hard concrete (yellow)	
DSS-2-HU	2	40 x 10 x 10 rund	30/40, 40/60, 60/80, 120/150	concrete universal (red)	
DSS-2-HA	2	40 x 10 x 10	16, 30/40	Concrete abrasive, screed (blue)	

<sup>1</sup> price in EURO per piece, ex warehouse. Our general conditions are valid.

OTHER HOLES WITH A SURCHARGE <sup>1</sup>


[DIAMOND-GRINDING PLATE] 

- Skid connection suitable for Schwaborn grinding machine
- Coarse grinding



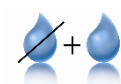
TYP	SEGMENT PIECES	SEGMENT MM	GRAIN SIZE	APPLICATION	PRICE €
DSS-2-SB	2	38 x 8 x 14/13	18 # (coarse)	concrete, hard materials (red)	
DSS-2-SA	2	38 x 8 x 14/13	18 # (coarse)	concrete abrasive, screed (blue)	
DSS-2-SA +	2	38 x 8 x 14/13	18 # (coarse)	concrete abrasive, screed (darkblue)	

- Skid connection suitable for Schwaborn grinding machine
- Peeling of coating
- Not suitable for abrasive materials!



TYP	SEGMENT PIECES	SEGMENT MM	GRAIN SIZE	APPLICATION	PRICE €
DSS-1-2-SP	1 support-segment + 2 x ¼ PCD	Ø 25	PCD	thermoplastic coating, epoxy resin, colour, protective coating	
DSS-3-SP	3 x ¼ PCD pointed segment		PCD	thermoplastic coating, epoxy resin, colour, protective coating	

- Skid connection suitable for Schwaborn grinding machine
- Coarse grinding with PCD-Split-share



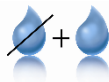
TYP	SEGMENT PIECES	SEGMENT MM	GRAIN SIZE	APPLICATION	PRICE €
DSS-2-SP	2	40 x 10 x 10	(very coarse)	concrete abrasive, screed, thermoplastic coating, colour, protective coating	

<sup>1</sup> price in EURO per piece, ex warehouse. Our general conditions are valid.

OTHER HOLES WITH A SURCHARGE. <sup>1</sup>


[DIAMANT- GRINDING PLATE] 

- **Redi-Lock connection** suitable for HTC
- coarse grinding #16, (18/20; 30/40), medium grinding (60/80) or fine grinding (120/150)



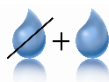

TYP	SEGMENT PIECES	SEGMENT MM	GRAIN SIZE	APPLICATION	PRICE €
DSS-2-HTB	2	40 x 10 x 12	#16,18,30/40/60/80, 120/150	concrete, hard materials (red)	
DSS-2-HAB+	2	40 x 10 x 12	#16	concrete hard (yellow)	
DSS-2-HTA	2	40 x 10 x 12	#16,18,30/40	concrete abrasive, screed (blue)	
DSS-2-HTA +	2	40 x 10 x 10	#18/20	Concrete abrasive, screed. (darkblue)	

- **Redi-Lock connection** suitable for HTC
- Peeling with supporting segment
- **Not suitable for abrasive materials!**



TYP	SEGMENT PIECES	SEGMENT MM	GRAIN SIZE	APPLICATION	PRICE €
DSS-1-2-HTP	1 support-segment + 2 PCD		PCD	thermoplastic coating, epoxy resin, colour, protective coating	
DSS-5-HTP	5 PCD		PCD	thermoplastic coating, epoxy resin, colour, protective coating	

- **Redi-lock connection** suitable for HTC
- Coarse grinding with PCD-Split-share

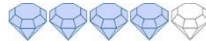


TYP	SEGMENT PIECES	SEGMENT MM	GRAIN SIZE	APPLICATION	PRICE €
DSS-2-HTP	2	40 x 10 x 10	PCD split share (very coarse)	concrete abrasive, screed, thermoplastic coating, epoxy resin, colour, protective coating	

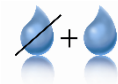
<sup>1</sup> price in EURO per piece, ex warehouse. Our general conditions are valid.

OTHER HOLES WITH A SURCHARGE <sup>1</sup>

[DIAMANT-GRINDING PLATE]

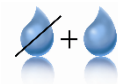


- *Skid conection suitable for Wolf grinding machin*
- *Coarse grindin*



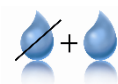
TYP	SEGMENTZAHL	SEGMENT MM	KÖRNING	EINSATZBEREICH	PREIS €
DSS-2-WB	2	40 x 10 x 10	#16 / 30-40 coarse	concrete, hard materials (red)	
DSS-2-WA	2	40 x 10 x 10	16#(coarse)	Concrete abrasive, screed (blue)	

- *Skid conection suitable for Wolf grinding machin*
- *Peeling with supporting segment*
- *Not suitable for abrasive materials!*



TYP	SEGMENTZAHL	SEGMENT MM	KÖRNING	EINSATZBEREICH	PREIS €
DSS-1-3-WP linksdrehend	1 support segment + 3 x ¼ PKD	40 x 10 x 10	PKD	thermoplastic coating, epoxy resin, colour, protective coating	

- *Skid Aufnahme passend für Wolf-Schleifmaschine*
- *Frässegment mit PKD-Splitt*



TYP	SEGMENTZAHL	SEGMENT MM	KÖRNING	EINSATZBEREICH	PREIS €
DSS-2-WP	2	40 x 10 x 10	PKD-Splitt (sehr grob)	concrete abrasive, screed, thermoplastic coating, colour, protective coating	

<sup>1</sup> price in EURO per piece, ex warehouse. Our general conditions are valid.




OTHER HOLES WITH A SURCHARGE. <sup>1</sup>

**[DIAMOND-GRINDING PAD DRY]** 

for angle grinder and grinding machines

- Application: granite, concrete

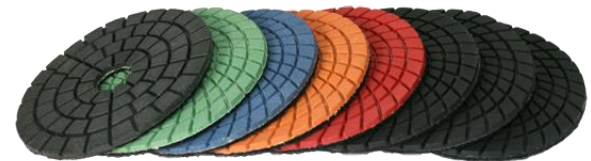


GRAIN SIZE	CONNECTION	PRICE € Ø 100	PRICE € Ø 125
# 50	hook and loop		
# 100	hook and loop		
# 200	hook and loop		
# 400	hook and loop		
# 800	hook and loop		
# 1500	hook and loop		
# 3000	hook and loop		
BUFF	hook and loop		
SET 8-piece (#50, #100, #200, #400, #800, #1500, #3000, BUFF)	hook and loop		

**[DIAMOND –GRINDING PAD WET]** 

for angle grinder and grinding machines

- Application: granite, concrete



GRAIN SIZE	CONNECTION	PRICE €
# 50	hook and loop	
# 100	hook and loop	
# 200	hook and loop	
# 400	hook and loop	
# 800	hook and loop	
# 1500	hook and loop	
# 3000	hook and loop	
BUFF	hook and loop	
SET 8-piece (#50, #100, #200, #400, #800, #1500, #3000, BUFF)	hook and loop	

price in EURO per piece, ex warehouse. Our general conditions are valid.

**OTHER HOLES WITH A SURCHARGE. <sup>1</sup>**

**[DIAMOND-GRINDERPAD BS]**



- *Speziell für Bodenschleifmaschinen im Trockenschliff*
- *Einsatzbereich: Beton, Betonsteinwerk*
- *Bauhöhe: 10 mm*



KÖRNUNG		ANSCHLUSS	PREIS Ø 76
# 50		hook and loop	
# 100		hook and loop	
# 200		Hook and loop	

**[BODY]**

- *for hook-and-loop grinding pads*



Ø	CONNECTION	PRICE €
100	M14 rigid	
100	M14 flexible	
125	M14 rigid	
125	M14 flexible	

**OTHER HOLES WITH A SURCHARGE. <sup>2</sup>**

price in EURO per piece, ex warehouse. Our general conditions are valid.

**[SEGMENTS FOR COREBITS]** 

- *Roof segments facilitates drilling*



DIMENSION MM	Ø MM	PREMIUM CONCRETE 10 MM ROOF SEGMENT PRICE €
24 x 3,5	40-110	
24 x 4,0	107-272	
24 x 4,5	182-272	
24 x 5,0	Ø 300+	

**[SEGMENTS FOR COREBITS]** 


- *Reduced friction through turbo form*



DIMENSION MM	Ø MM	PREMIUM CONCRETE 10 MM TURBO SEGMENT PRICE €
24 x 3,5	40-110	
24 x 4,0	107-272	
24 x 4,5	182-272	
24 x 5,0	Ø 300+	

**[SEGMENTS FOR COREBITS]** 

- *MATRIX-technology with control-placed diamonds in the matrix*
- *Extremely quiet and smooth drilling*
- *Very long life, high drilling speed*



DIMENSION MM	Ø MM	CONCRETE 10 MM ROOF SEGMENT PRICE €
24 x 3,5	50-150	
24 x 4,0	151-180	
24 x 4,6	181-400	
24 x 5,0	200-600	

*The segment width you can chose from the present tube thickness (for example 2 mm – segment width 3,5 mm)*

**OTHER HOLES WITH A SURCHARGE.** <sup>1</sup>

<sup>1</sup> price in EURO per piece, ex warehouse. Our general conditions are valid.

**[DIAMOND COREBIT BKL-T]** 

- Application: Concrete (also reinforced), masonry etc.
- long life
- Ideal for building construction
- Connection: 1 1/4"
- Standard length: 420 mm
- Ideal for stand-guided wet drilling

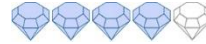


Ø MM	CONCRETE LASER WELDED MIT TURBO-DACHSEGMENT		PRICE €
	DIMENSION MM	PIECES	
32	24 x 3,5 x 10	3	
42	24 x 3,5 x 10	4	
52	24 x 3,5 x 10	5	
62	24 x 3,5 x 10	6	
70	24 x 4,0 x 10	7	
82	24 x 3,5 x 10	8	
92	24 x 3,5 x 10	8	
102	24 x 4,0 x 10	9	
112	24 x 4,0 x 10	10	
122	24 x 4,0 x 10	11	
132	24 x 4,0 x 10	11	
152	24 x 4,0 x 10	12	
162	24 x 4,0 x 10	13	
182	24 x 4,0 x 10	14	
200	24 x 4,8 x 10	15	

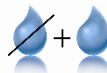
Further dimensions are available on request <sup>1</sup>

<sup>1</sup> price in EURO per piece, ex warehouse. Our general conditions are valid.

**[DIAMOND COREBIT LASER BKL-T-3L]**



- Application: Concrete (also reinforced), masonry, ductile
- Connection: 3-hole (for Stihl/Gözl core drill)
- Standard length: 310 mm
- Ideal for stand-guided wet drilling



Ø MM	CONCRETE LASER WELDED WITH TURBO SEGMENT		PRICE €
	DIMENSION MM	PIECES	
102	24 x 3,5 x 10	9	
108	24 x 3,5 x 10	9	
112	24 x 4,0 x 10	9	
127	24 x 4,0 x 10	11	
138	24 x 4,5 x 10	11	
152	24 x 4,5 x 10	12	
162	24 x 4,5 x 10	12	
165	24 x 4,5 x 10	12	
172	24 x 4,5 x 10	12	
182	24 x 4,5 x 10	12	
186	24 x 4,5 x 10	14	
195	24 x 4,5 x 10	14	
200	24 x 5,0 x 10	15	
212	24 x 4,5 x 10	15	
226	24 x 4,5 x 10	15	
232	24 x 4,5 x 10	15	
247	24 x 4,5 x 10	15	
257	24 x 4,5 x 10	16	
266	24 x 4,5 x 10	16	
276	24 x 4,5 x 10	17	
297	24 x 4,5 x 10	19	
354	24 x 5,0 x 10	21	

The roof segments facilitate drilling, laser welding guarantees maximum safety


Further dimensions are available on request. <sup>1</sup>

**[DIAMOND COREBIT LASER BKL-D+]**



**NEW**

- Application: Concrete (also reinforced), conditionally granite, ductile
- New development 12mm TURBO-Roofsegments from Ø 42 mm
- fast drilling in long life
- Connection: 1 ¼"
- Standard length: 450 mm



Ø MM	CONCRETE LASER WELDED WITH ROOFSEGMENT		PRICE €
	DIMENSION MM	PIECES	
42	24 x 3,5 x 12	4	
52	24 x 3,5 x 12	5	
62	24 x 3,5 x 12	5	
67	24 x 3,5 x 12	6	
72	24 x 3,5 x 12	6	
76	24 x 3,5 x 12	6	
82	24 x 3,5 x 12	8	
92	24 x 3,5 x 12	8	
102	24 x 3,5 x 12	9	
107	24 x 3,5 x 12	9	
112	24 x 3,5 x 12	9	
122	24 x 3,5 x 12	10	
127	24 x 3,5 x 12	10	
132	24 x 3,5 x 12	11	
142	24 x 4,0 x 12	12	
152	24 x 4,0 x 12	13	
162	24 x 4,0 x 12	13	
165	24 x 4,0 x 12	13	
172	24 x 4,0 x 12	14	
182	24 x 4,0 x 12	14	
186	24 x 4,0 x 12	14	
202	24 x 4,0 x 12	15	
225	24 x 4,0 x 12	16	
250	24 x 4,6 x 12	16	
270	24 x 4,6 x 12	17	
276	24 x 4,6 x 12	17	
300	24 x 4,6 x 12	20	
325	24 x 4,6 x 12	21	
341	24 x 4,6 x 12	22	
350	24 x 4,6 x 12	22	
400	24 x 5,0 x 12	23	
450	24 x 5,0 x 12	25	

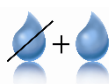
**The roof segments facilitate the drilling, the laser welding guarantees maximum security. Further dimensions are available on request. <sup>1</sup>**

<sup>1</sup> price in EURO per piece, ex warehouse. Our general conditions are valid.

**[DIAMOND COREBIT LASER BKL-D+ -3L]**



- Application: Concrete (also reinforced), masonry, ductile
- laser welded to  $\varnothing$  300
- Connection: 3-hole (for Stihl/Gölz core drill)
- Standard length: 300 mm
- Ideal for stand-guided wet drilling



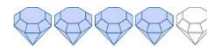
Ø MM	CONCRETE LASER WELDED WITH ROOFSEGMENT		PRICE €
	DIMENSION MM	PIECES	
108	24 x 3,5 x 11	9	
112	24 x 3,5 x 11	10	
122	24 x 4,0 x 11	10	
127	24 x 4,0 x 11	10	
138	24 x 4,0 x 11	11	
152	24 x 4,0 x 11	12	
162	24 x 4,0 x 11	12	
165	24 x 4,0 x 11	12	
172	24 x 4,0 x 11	13	
178	24 x 4,0 x 11	13	
182	24 x 4,0 x 11	14	
186	24 x 4,5 x 11	14	
195	24 x 4,5 x 11	14	
200	24 x 4,5 x 11	15	
212	24 x 4,5 x 11	15	
226	24 x 4,5 x 11	15	
232	24 x 4,5 x 11	15	
247	24 x 4,5 x 11	15	
257	24 x 4,5 x 11	16	

The roof segments facilitate the drilling, the laser welding guarantees maximum security.


Further dimensions are available on request. <sup>1</sup>

<sup>1</sup> price in EURO per piece, ex warehouse. Our general conditions are valid.

**[DIAMOND-COREBIT FOR DRILLING DRY TBK-L]**



- Application: Concrete (not reinforced), masonry etc.
- Connection: 1 ¼" UNC
- Standard length: 450 mm
- Machines: for all common drilling machines



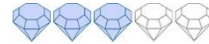
Ø MM	CONCRETE LASER WELDED WITH ROOF SEGMENT		PRICE €
	DIMENSION MM	PIECES	
52	24 x 3,5 x 11	4	
62	24 x 3,5 x 11	4	
68	24 x 3,5 x 11	4	
82	24 x 3,5 x 11	4	
87	24 x 3,5 x 11	4	
92	24 x 3,5 x 11	4	
102	24 x 3,5 x 11	5	
112	24 x 4,0 x 11	6	
122	24 x 4,0 x 11	6	
127	24 x 4,0 x 11	6	
132	24 x 4,0 x 11	6	
152	24 x 4,0 x 11	7	
162	24 x 4,0 x 11	7	
172	24 x 4,0 x 11	7	
182	24 x 4,0 x 11	9	
187	24 x 4,0 x 11	9	
200	24 x 4,0 x 11	10	

Further dimensions are available on request . <sup>1</sup>

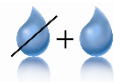
<sup>1</sup> price in EURO per piece, ex warehouse. Our general conditions are valid.



**[DIAMOND-COREBIT FOR DRILLING DRY TBK-K]**



- Application: Concrete (also slightly reinforced), poroton, masonry etc.
- Connection: M16 female
- Standard length: 180 mm
- Machines: for all common drilling machines



Ø MM	CONCRETE LASER WELDED WITH TURBO SEGMENT		PRICE €
	DIMENSION MM	PIECES	
32	16 x 3,0 x 10	3	
42	16 x 3,0 x 10	3	
52	16 x 3,0 x 10	3	
62	16 x 3,0 x 10	3	
68	24 x 3,5 x 10	3	
82	16 x 3,0 x 10	4	
102	24 x 3,5 x 10	5	
112	24 x 3,5 x 10	6	
122	24 x 3,5 x 10	6	
127	24 x 4,0 x 10	6	
132	24 x 4,0 x 10	6	
152	24 x 4,0 x 10	8	
162	24 x 4,0 x 10	8	

Further dimensions are available on request. <sup>1</sup>

<sup>1</sup> price in EURO per piece, ex warehouse. Our general conditions are valid.

**[DIAMOND COREBIT BKR (RING SINTERED)]** 

- Application: Concrete (also reinforced), natural stone etc.
- Segment height: 10 mm
- Connection: R ½“ male
- from ø 26mm laserwelled
- Machines: for all common drilling machines



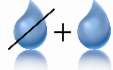
Ø MM	STANDARD LENGTH: 150 MM PRICE €	STANDARD LENGTH: 300 MM PRICE €
8		
10		
12		
14		
16		
18		
20		
22		
24		
26		
28		
30		
32		
36		
40		
42		
46		
51		

Further dimensions are available on request. <sup>1</sup>

<sup>1</sup> price in EURO per piece, ex warehouse. Our general conditions are valid.

**[DIAMOND TILE DRILL PREMIUM VACUUM BRAZED]** 

- Application: Tiles, granite, ceramics, marble etc.
- Standard length: 35 mm (Ø 6 – 16 mm ); 50 mm from Ø 18 mm)
- Connection: M14(inner thread) or 6-adge 1/4 Bit
- Segment heighth: 15 x 3 mm
- Machines: for all common drilling machines

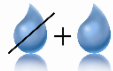


Ø MM	PRICE €	Ø MM	PRICE €
6		45	
8		50	
10		55	
12		58	
14		60	
16		65	
18		68	
20		70	
22		73	
25		75	
28		82	
30		90	
32		95	
35		100	
38		110	
40		120	
42		130	

**[DIAMOND-TILL CUTTER VACUUM BRAZED]** 

Application: Tiles, porcelain stoneware, ceramics, marble etc.

- Standard length: 50 mm
- Connection: M14 (inner thread)
- Machines: for all common drilling machines



Ø MM	STANDARD LENGTH MM	PRICE €
8	50	
10	50	
20	50	

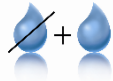
Further dimensions are available on request. <sup>1</sup>

<sup>1</sup> price in EURO per piece, ex warehouse. Our general conditions are valid.

**[DIAMOND SOCKET COREBIT PREMIUM]**

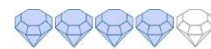


- *Application: Sandlime brick until raw density 2,0, masonry brick etc.*
- *Connection: M16 inner thread*
- *with side slot or lid slot*
- *Machines: for all common drilling machines*





Ø MM	CONNECTION	SEGMENT PIECES	SEGMENT HEIGHT MM	PRICE € WITHOUT ACCESSORIES
68	M16	4	10	
82	M16	5	10	

**[DIAMANT- SOCKET COREBIT QUADRO SS]**



- *Application: Concrete, quadro brick, masonry etc.*
- *Connection: M16*
- *Matrix segment technology*
- *Machines: for all common drilling machines*




Ø MM	CONNECTION	SEGMENT PIECES	SEGMENT HIGH MM	PROFESSIONAL QUALITY WITH TURBO SEGMENT PRICE €
57,5 (50)	M16	4	10	
68	M16	4	12	
82	M16	6	12	

**[DIAMANT- SOCKET COREBIT QUADRO]**



- *Application: Concrete, quadro brick, masonry etc.*
- *Connection: M16*
- **Matrix segment technology**
- *With dust removal holes*
- *Machines: for all common drilling machines*



Ø MM	CONNECTION	SEGMENT PIECES	SEGMENT HIGH MM	PROFESSIONAL QUALITY WITH TURBO SEGMENT PRICE €
68	M16	4	12	
82	M16	6	12	

Further dimensions are available on request. <sup>1</sup>

## [DRILLING ACCESSOIRES]

### Adapter



DESCRIPTION	PRICE €
Adapter 1 ¼“ („female“ thread) - R ½“ („female“ thread)	
Adapter 1 ¼“ („male“ thread) - R ½“ („male“ thread)	
Adapter 1 ¼“ („male“ thread) – R ½“ („female“ thread)	
Adapter 1 ¼“ („female“ thread) – 3-hole-flange	
Adapter 1 ¼“ („female“ thread) – M 16 („male“ thread)	
Adapter DDBI – 1 ¼“ UNC	
Adapter DDBU – 1 ¼“ UNC	
Adapter DDBL – 1 ¼“ UNC	
Adapter SDS max / 1 ¼“ z. with r ½“ Ig.	
Adapter SDS max / M16 z. tapered	
Adapter SDS DI / M16 z tapered	
Adapter SDS+ / R ½“ („female“ thread)	
Adapter SDS-Plus – M16 short 100 mm	
Adapter SDS-Plus – M16 long 200 mm	

DESCRIPTION	AMOUNT	PRICE €
Anchoring dowel Type Rawel	1 piece	
Drop-in anchor	100 piece	
Knurled threaded rod M12 with hexagonal nut M30	1 piece	
Knurled threaded rod M12 with large disc wing nut	1 piece	
Copper rings	100 piece	

DESCRIPTION	PRICE €
Centre drill with round shank Ø 6,5 x 120 mm for socket corebit	
Centre drill for SDS - mount [tapered]	
Centre drill SDS special 8 x 130 for dry drilling system	
Centre drill 200 mm, Ø 6,5 mm for dry drilling system	

Further dimensions are available on request. <sup>2</sup>

<sup>1</sup>price in EURO per piece, ex warehouse. Our general conditions are valid.

**[DUST EXTRACTION ]**



DESCRIPTION	PRICE €
Dust copter (aluminium) for dry drilling corebit M16 Ig / 1 1/4" Z	
Centre drill for dry drilling corebit (differnent length)	
Adapter 1 1/4" M / M16 Z	

**[EXTENSION ]**



DESCRIPTION	PRICE €
Extension roads 1 1/4" SW 41 100 mm	
Extension roads 1 1/4" SW 41 200 mm	
Extension roads 1 1/4" SW 41 300 mm	
Extension roads 1 1/4" SW 41 400 mm	
Extension roads 1 1/4" SW 41 500 mm	
Extension roads r 1/2" SW 22 100 mm	
Extension roads r 1/2" SW 22 200 mm	
Extension roads r 1/2" SW 22 300 mm	
Extension roads r 1/2" SW 22 400 mm	
Extension roads r 1/2" SW 22 500 mm	

Extension roads with other connectors for bit tubes on request

Further dimensions are available on request. <sup>1</sup>

## legend



angle grinder



table saw



tiles machine



motor cutter



floor saw petrol/diesel



hand machine for core drilling



hand machine for grinding



core drilling machine



floor drilling machine



economy quality



basic quality



medium quality



professional quality



super professional quality



wet cutting



dry cutting



laser welding



soldered



turbo



silenced



wire saw



bridge saw



wall saw



made in germany



made in europe



Mauerlot saw

<sup>1</sup>price in EURO per piece, ex warehouse. Our general conditions are valid.